



Sample Gallery



0.5/0.8/1.2mm Stainless Steel Letter Cutting

Stainless Steel Engraving



20mm / 10mm acrylic Cutting



PVC Cutting

Cream Shims / Wood Cutting



Bamboo / Wood / ABS double-color sheet Engraving



Wood art craft cut

Coconut Shell Cutting

MY-L1390MC Mixing laser cutting machine




MY-L1325MC Mixing Laser Cutting Machine

Application


Cutting and engraving many kinds of non-metal and metal materials, such as 20-25mm ACRYLIC, PLYWOOD, MDF, BAMBOO, RUBBER, Stainless Steel, Carbon Steel, Galvanized Steel and so on.
 This machine is very suitable for advertising industry.

Technical Parameters

	<p>WISELY 1390MC mixing large laser cutting machine is mainly designed to cut Stainless Steel, Carbon Steel, Galvanized Steel, Acrylic, MDF, Plywood, Bamboo, Rubber, etc.</p>
Model	MY-L1390MC
Working Area	1300mm(W) * 900mm(L)
Laser power	150~180 Watts
150w Max. Cutting Depth	25mm Acrylic / 1.5mm Stainless Steel / 0.8mm Galvanized Steel / 9mm MDF
150w Recommend Cutting Depth	Less than 20mm Acrylic / 1.2mm Stainless Steel / 0.5mm Galvanized Steel / 8mm MDF
Laser Type	RECI Glass CO2 laser tube--the best made in China
Transmitting Parts	Steel-strip Timing Belt from Italy
	HIWIN Heavy Linear Guide Rail--the best made in Taiwan, China
Drive Type	LeadShine 3-ph Stepper Driver and Motor--the best made in China
Max. Cutting Speed	25m/min
Max. Acceleration	0.2 G
X/Y Positioning Accuracy	0.1mm
Repeated Positioning Accuracy	≤0.1mm
Max. Forming Character	English letter: 1.5 x 1.5mm
Power Supply	220V±10% 50HZ or 110V±10% 60HZ
Power Consumption	≤2.5KW
Software Supported	ArtCut, CorelDraw, PhotoShop, AutoCAD, etc.
Graphic Format Supported	PLT, DXF, BMP, JPG, GIF, PGN, TIF, etc.
Worktable	Fixed Knife Worktable
Exhausting System	Yes
Air Pump	Yes
Chiller	CW-5200
Equipment Dimension	1960*1550*1200mm
Package Size	2060*1660*1380mm
Net Weight	350 kg
Gross Weight	450 kg
Working Environment Temperature	10 ~ 35℃
Working Environment Humidity	5-85%
Recommended Spare Parts	Lens, Mirror, Spray Nozzle, Laser Tube, Laser Power Supply, XYZ Home Limited Switch

Why Wisely Laser?

1. We use high-precision and heavy series Linear Guiderail from HIWIN in Taiwan, and we do strict inspection for rail.




Inspection Instrument for Linear Guide Rail



Each 100mm guide rail must be detected.

2. Adopt Japanese imported sensor, Ball-screw for Z Axis, precise auto-focus laser head can cut metal and non-metal materials.



3. The machine adopts Steel-strip Timing Belt from Italy, all the belts (Width: 60mm) must pass the Tension Test.



A Tension Testing Instrument is necessary.

4. We use Beijing RECI laser tube, long lifespan over 10,000 hours, and high stability.




Each tube must be inspected again before installation, although it passed the QC in the factory.

5. User-friendly and multifunctional Control Panel allows the user to quickly operate the program and modify machine operational conditions. You can Run/Pause, Reset, Datum, Pulse, Move the X/Y/Z axis easily.



6. We use the high-stability driver and big-torque motor from www.leadshine.com which is famous throughout the world.



7. Fixed Knife Table (It is very suitable for the material loading and cutting)



8. Blower / Fan / Vacuum



The vacuum blower creates an air flow to remove dust and fumes from the work area of the laser machine. It is important to remove the dust and fumes from the laser engraving areas because dust can settle onto the mirrors or lens. Dust on the mirrors or lens will create a focal point of the laser's heat and soon destroying the optics.

9. Air Pump



The air pump is used for three basic reasons:

1. To push fumes away from the laser's focal lens. The contaminants could destroy the lens.
2. To push air into the material's kerf as created by the laser beam. Air that is applied to the kerf will remove debris/fumes and allow the laser light to penetrate deeper through the material.
3. To help to cool the material. If the laser cut/engraved material stays hot, then it could warp or shrink.

When you cut the steel, you need to use the oxygen tank, and it is easy to buy the oxygen tank in your local market.

10. Water Chiller



CW-5200 industrial water chiller for single 150W laser tube cooling.

CW-6000 industrial water chiller for single 280W laser tube cooling.

To guarantee the laser tube works in the range of temperature acceptable, or the laser tube will be burnt due to the heat.

It's mainly used to have the heat generated during the laser device working that gone through the refrigerating cycle in compressor refrigeration system and eventually transferred to the air. The water temperature is able to be adjusted. There is 1 water outlet and an inlet, applicable to cool single laser glass tube.

11. Spray Nozzle




Each Machine will have 2 pcs of spray nozzle, one is for non-metal materials cutting, the other one is for metal material cutting.

12. Lens and Reflecting Mirror



The Lens on our machine is imported from Singapore. Under the ordinary circumstance, we will offer our customer lens with 2.5" FL, but the customers can buy extra 4" FL lens for thick material cutting (such as 20 - 25mm acrylic). The raw material of the reflecting mirror is imported from Singapore, the reflecting rate of mirror can reach 99.99%.

13. Lens Holder/Drawer



There are 2 lens holder/drawers for the machine, the higher drawer is for 4" FL lens, the lower drawer is for 2" or 2.5" FL lens. It is very convenient to change lens, and it can protect the lens from damage when you change the lens.

Of course, you can only load one lens in the laser head, there is one lens drawer without lens, this guarantee the laser can go through the lens and reach the material properly.

You Tube Video share:

https://youtu.be/_41_p1NKsuM

https://youtu.be/GV_yDlixYiY